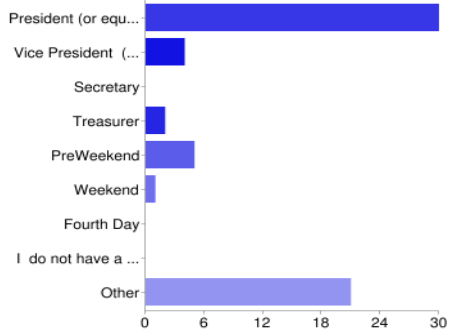




Tres Dias International Needs Survey Results

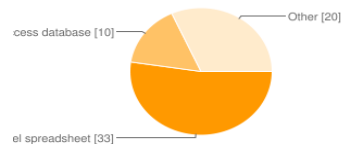
What position do you hold on your local secretariat?

President (or equivalent)	30	48%
Vice President (or equivalent)	4	6%
Secretary	0	0%
Treasurer	2	3%
PreWeekend	5	8%
Weekend	1	2%
Fourth Day	0	0%
I do not have a position on local secretariat	0	0%
Other	21	33%



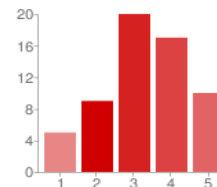
How does your community maintain and update its rosters and pescadore contact information (database)?

Excel spreadsheet	33	52%
Access database	10	16%
Other	20	32%



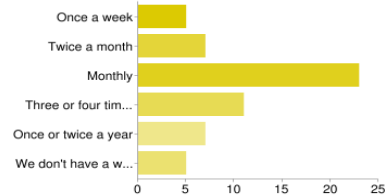
How satisfied are you with your current database system?

1 - Not Satisfied at All	5	8%
2	9	14%
3	20	32%
4	17	27%
5 - Very Satisfied	10	16%



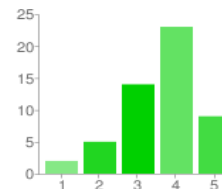
How often does your community update your local website?

Once a week	5	8%
Twice a month	7	11%
Monthly	23	37%
Three or four times a year	11	17%
Once or twice a year	7	11%
We don't have a website	5	8%



How satisfied are you with your current website?

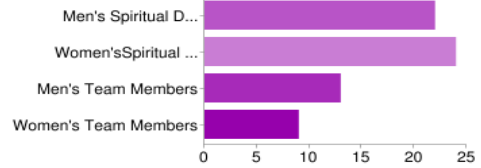
1 - Not Satisfied at All	2	3%
2	5	8%
3	14	22%
4	23	37%
5 - Very Satisfied	9	14%



Services Committee Needs Survey Report
TDI Assembly July 2011

Does your community have a need for any of the following?

Men's Spiritual Directors	22	79%
Women's Spiritual Directors	24	86%
Men's Team Members	13	46%
Women's Team Members	9	32%



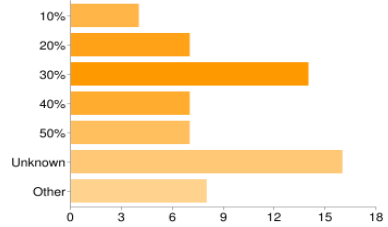
How do you communicate that there are opportunities to serve in other Tres Dias communities?

Local newsletter	20	33%
Local website	20	33%
Announcements at secuelas	38	63%
Announcements at team meetings	23	38%
None of the above	11	18%
Other	15	25%



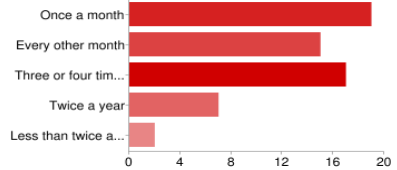
To the best of your knowledge, what percentage of your active pescadores are in a reunion group?

10%	4	6%
20%	7	11%
30%	14	22%
40%	7	11%
50%	7	11%
Unknown	16	25%
Other	8	13%



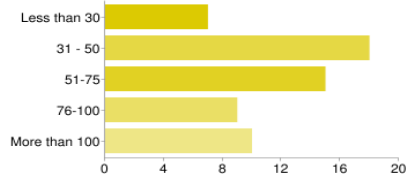
Approximately, how often does your community hold a secuela?

Once a month	19	30%
Every other month	15	24%
Three or four times a year	17	27%
Twice a year	7	11%
Less than twice a year	2	3%



On average, how many people attend your secuelas?

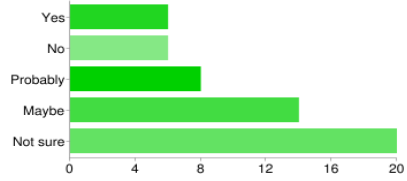
Less than 30	7	11%
31 - 50	18	29%
51-75	15	24%
76-100	9	14%
More than 100	10	16%



Services Committee Needs Survey Report
TDI Assembly July 2011

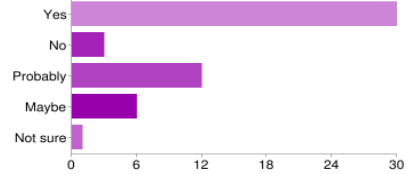
Would your community be able to provide spiritual directors to serve on teams in other locations?

Yes	6	10%
No	6	10%
Probably	8	13%
Maybe	14	22%
Not sure	20	32%



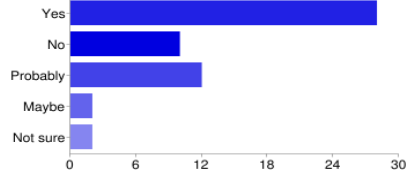
Would your community be willing to encourage pescadores to serve as team members on weekends in other locations?

Yes	30	48%
No	3	5%
Probably	12	19%
Maybe	6	10%
Not	1	2%



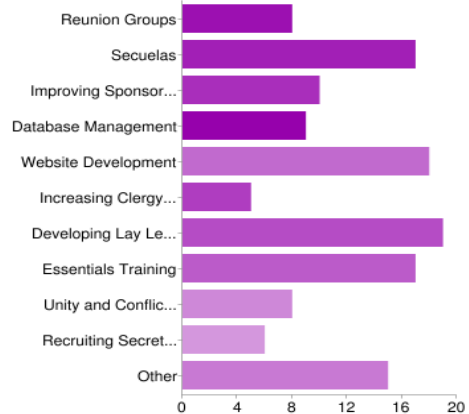
Would your community like access to a list of spiritual directors (names, contact information and resumes) from other Tres Dias communities willing to serve on your weekends?

Yes	28	44%
No	10	16%
Probably	12	19%
Maybe	2	3%
Not sure	2	3%



Which of the following challenges has your community been exceptionally effective in meeting?

Reunion Groups	8	17%
Secuelas	17	35%
Improving Sponsorship	10	21%
Database Management	9	19%
Website Development	18	38%
Increasing Clergy Involvement	5	10%
Developing Lay Leaders	19	40%
Essentials Training	17	35%
Unity and Conflict Resolution	8	17%
Recruiting Secretariat Members	6	13%
Other	15	31%

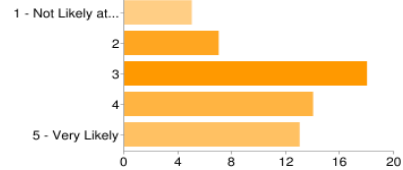


Services Committee Needs Survey Report
 TDI Assembly July 2011

Tres Dias International Secretariat is currently developing resources to help individual communities to become more effective in bringing people closer to Christ. Resources will include online help manuals, workshops, and onsite consultation. To do this we need to know how likely you would be to ask for resources in the following areas.

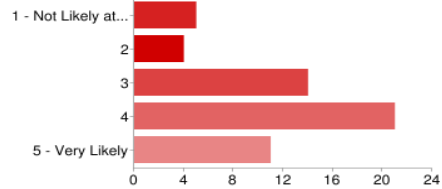
Reunion Group Participation

1 - Not Likely at All	5	8%
2	7	11%
3	18	29%
4	14	22%
5 - Very Likely	13	21%



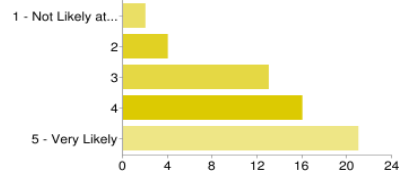
Secuela Participation

1 - Not Likely at All	5	8%
2	4	6%
3	14	22%
4	21	33%
5 - Very Likely	11	17%



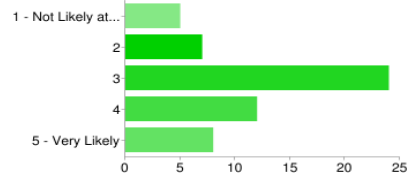
Improving Sponsorship

1 - Not Likely at All	2	3%
2	4	6%
3	13	21%
4	16	25%
5 - Very Likely	21	33%



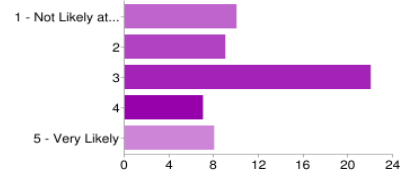
Database Management

1 - Not Likely at All	5	8%
2	7	11%
3	24	38%
4	12	19%
5 - Very Likely	8	13%



Website Development

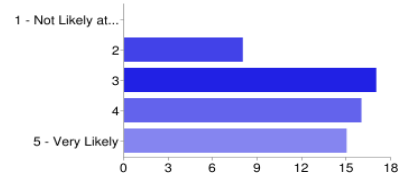
1 - Not Likely at All	10	16%
2	9	14%
3	22	35%
4	7	11%
5 - Very Likely	8	13%



Services Committee Needs Survey Report
TDI Assembly July 2011

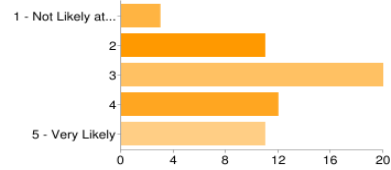
Increasing Clergy Involvement

1 - Not Likely at All	0	0%
2	8	13%
3	17	27%
4	16	25%
5 - Very Likely	15	24%



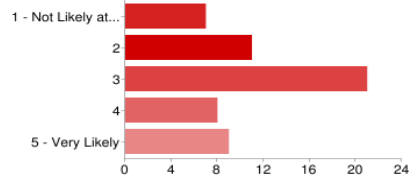
Developing Lay Leaders

1 - Not Likely at All	3	5%
2	11	17%
3	20	32%
4	12	19%
5 - Very Likely	11	17%



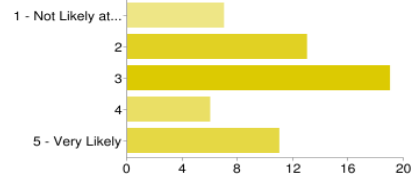
Essentials Training

1 - Not Likely at All	7	11%
2	11	17%
3	21	33%
4	8	13%
5 - Very Likely	9	14%



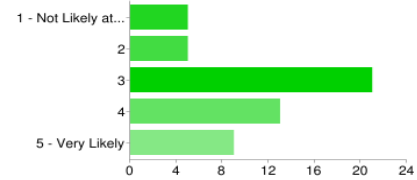
Unity and Conflict Resolution

1 - Not Likely at All	7	11%
2	13	21%
3	19	30%
4	6	10%
5 - Very Likely	11	17%



Recruiting Secretariat members

1 - Not Likely at All	5	8%
2	5	8%
3	21	33%
4	13	21%
5 - Very Likely	9	14%



Services Committee, Ned Heffington, Chairman